

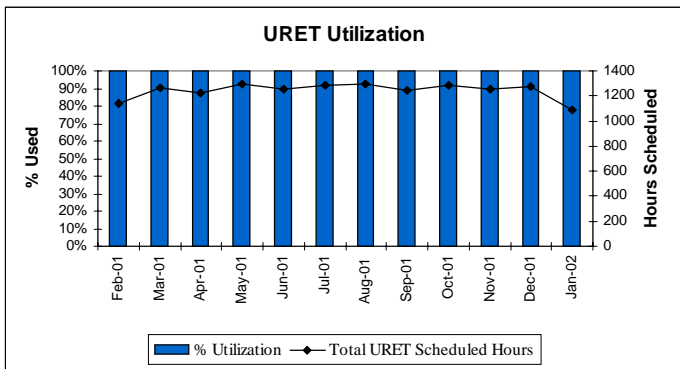
URET DAILY USE MEASURES Indianapolis and Memphis Centers January 2002 Report

Cumulative Information January 1998 – January 26, 2002	
Sector Hours	1,420,641
Operational Personnel Trained	843

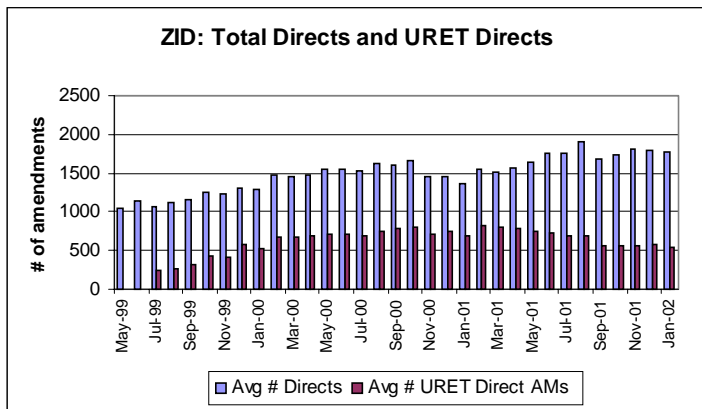
Monthly Information: - January 26, 2002	
Average Trial Plans per Day	2325
Trial Plans for Direct Route Clearances	1555
Monthly Utilization	100%

History of ZID Evaluations		
Status of Restrictions	Estimated Annual Fuel Savings (gal)	Estimated Annual \$ Savings @ \$1.00 per gal.
Restrictions Lifted April-November 2000	234,350	234,350.00
Restrictions Lifted March-April 2001	770,885	770,885.00
Plan to Lift:	23,716	23,716.00
Estimated Annual Savings	958,951	\$958,951.00

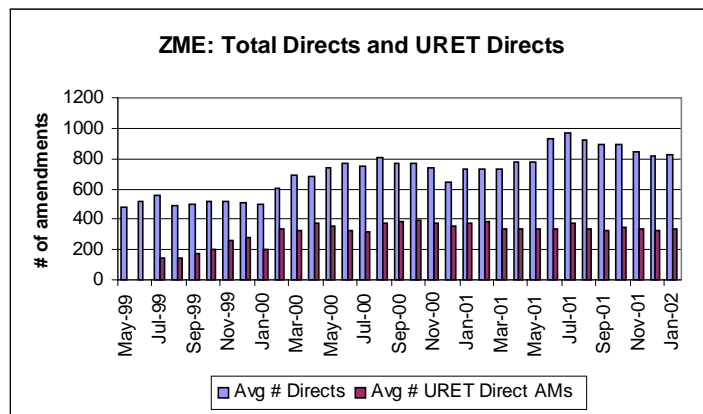
System Utilization
(Sector-Hours Used ÷ Sector-Hours Scheduled)



Total Directs and URET Directs (ZID)
Jan02 Ratio: 31%



Total Directs and URET Directs (ZME)
Jan02 Ratio: 41%



Distance Saved for Lateral Amendments
ZID and ZME

